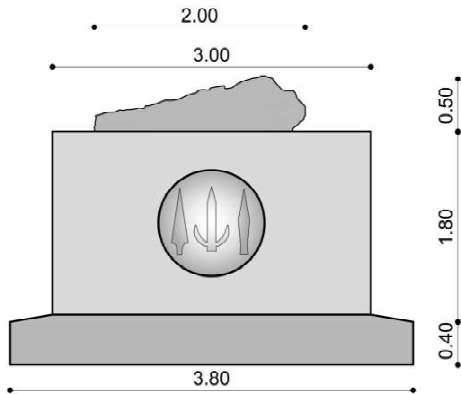
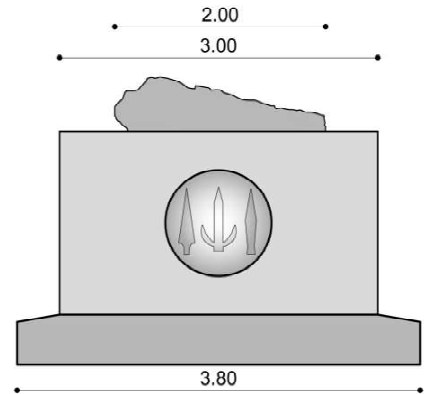


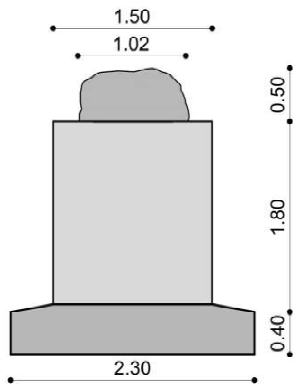
BASAMENTO MONUMENTO A ANSINA



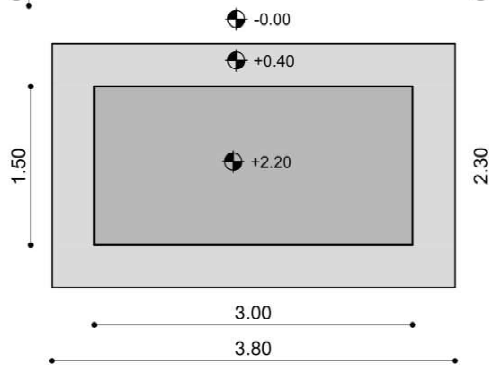
ALZADO LATERAL DERECHO
Esc. 1:50



ALZADO LATERAL IZQUIERDO
Esc. 1:50

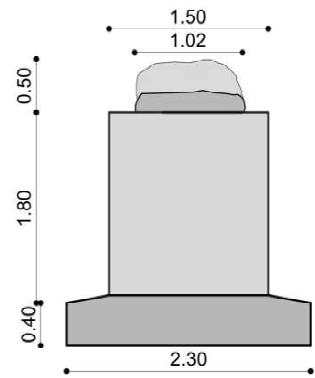


ALZADO FRONTAL
Esc. 1:50



PLANTA
Esc. 1:50


Arq. Pablo Rivero
CJPPU 130923



ALZADO POSTERIOR
Esc. 1:50